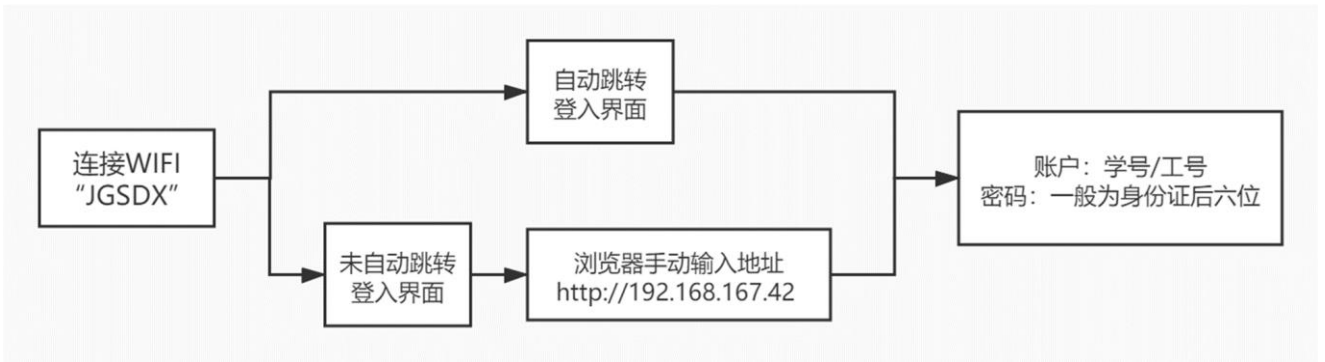


井冈山大学图书馆 Wifi 上网指南



图书馆 Wifi 上网使用流程图


电脑版

第一步：连接 "JGSDX" Wifi



第二步：连接到上网登录页面

若连接JGSDX后，没有自动跳转到登入界面
则需要手动输入




http://192.168.167.42

第三步：输入账户密码

A screenshot of the login page for JINGGANGSHAN UNIVERSITY. The page has a light background with a large image of a tree in a field. At the top left, there is the university's logo and name in Chinese and English. Below the logo, there are two input fields: "账号 (Account)" and "密码 (Password)". Below the password field, there is a checkbox labeled "保存 (Save)" and two red buttons: "登录 (Login)" and "重置 (Reset)". At the bottom of the page, there is a link to "下载客户端 Download Client(for iPhone / Android)" and the text "井冈山大学网络中心".

第四步：登入成功



井冈山大学
JINGGANGSHAN UNIVERSITY

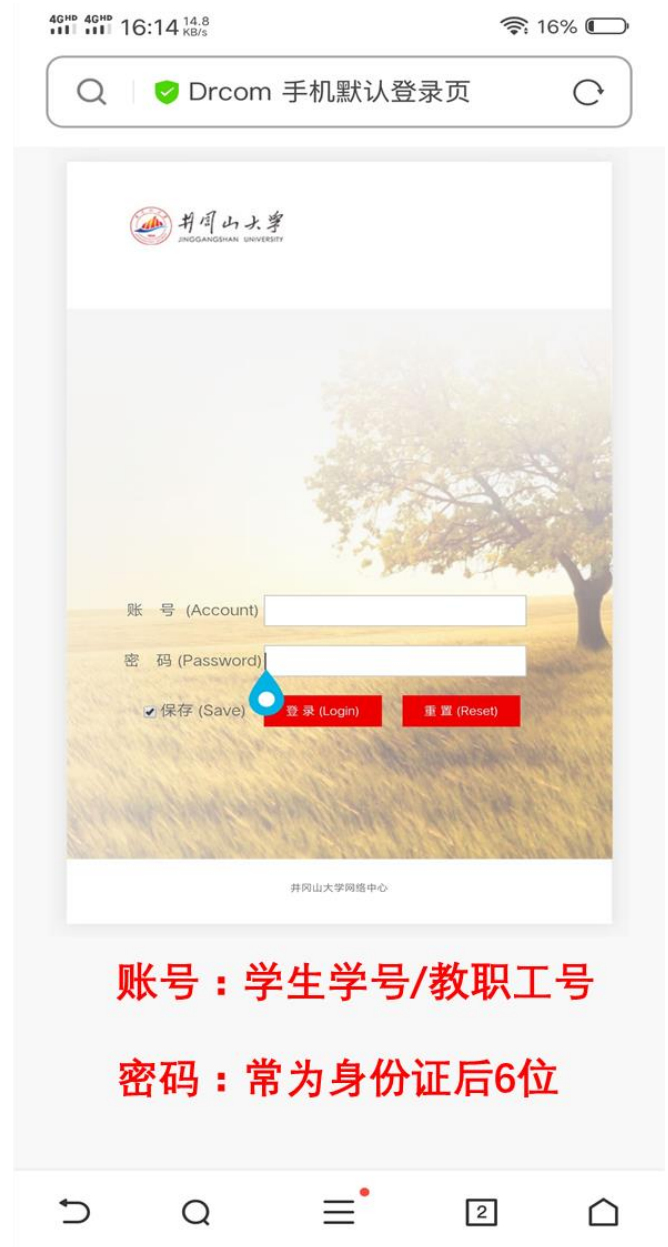
您已成功登录。
You have successfully logged into our system.
在完成工作后，请别忘记注销。
Please don't forget to log out after you have finished.

[注销 \(Logout\)](#)

井冈山大学网络中心

手机版

第一步：连接“JGSDX” Wifi



注意：如果没有自动跳转到登入页面，则需要进行如下操作

